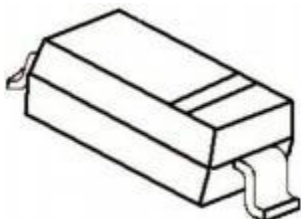


### 特征 Features

- 开关速度小于 50nS; Fast Switching Device (TRR <50nS)
- 最大功率耗散 250mW ; Power Dissipation of 250mW
- 高稳定性和可靠性。High Stability and High Reliability
- 反向漏电流小。Low reverse leakage

### SOD-323



### 机械数据 Mechanical Data

- 封装 : SOD-323 封装 SOD-323 Small Outline Plastic Package
- 极性 : 色环端为负极 Polarity: Color band denotes cathode end
- 环氧树脂 UL 易燃等级 Epoxy UL: 94V-0
- 安装位置: 任意 Mounting Position:Any

### Ordering Information

Type No.	Marking	Package Code
BAV19WS	A8	SOD-323
BAV20WS	T2	SOD-323
BAV21WS	T3	SOD-323

### 极限值和温度特性(T<sub>A</sub> = 25°C 除非另有规定)

Maximum Ratings & Thermal Characteristics (Ratings at 25°C ambient temperature unless otherwise specified.)

参数 Parameters	符号 Symbol	数值 Value			单位 Unit
		BAV19WS	BAV20WS	BAV21WS	
反向电压 Reverse Voltage	VR	120	200	250	V
反向峰值电压 Peak Reverse Voltage	VRM	100	150	250	V
功率消耗 Power Dissipation	Pd	250			mW
工作结温 Operating junction temperature	Tj	150			°C
存储温度 Storage temperature range	Ts	-65-+150			°C
热阻 Thermal Resistance Junction to Ambient Air	R <sub>θJA</sub>	500			°C/W
反向工作电压 Working Inverse Voltage	WIV	75			V
平均整流电流 Average Rectified Current	IO	200			mA
正向(不重复)电流 Non-repetitive Peak Forward Current	IFM	400			mA
正向(不重复)浪涌电流 Peak Forward Surge Current @tp=1ms; TA=25°C	IFSM	1.7			A

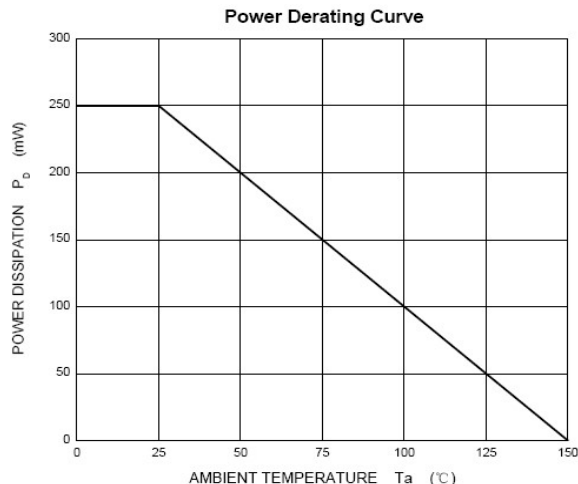
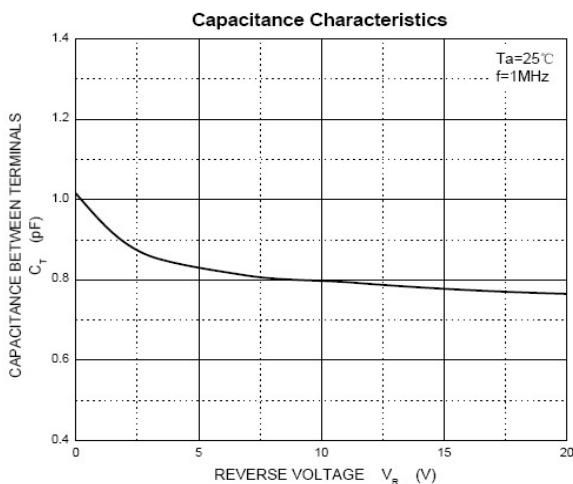
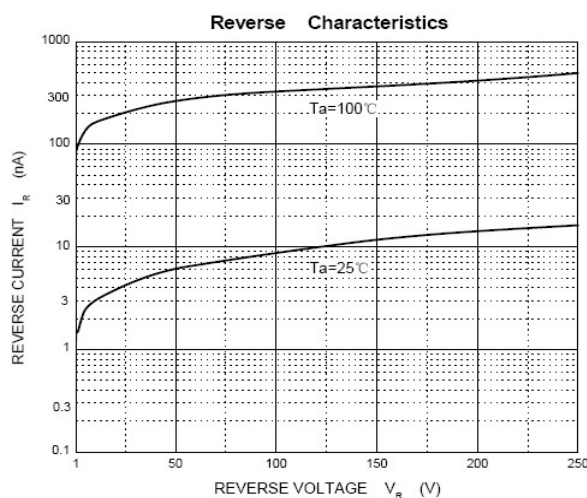
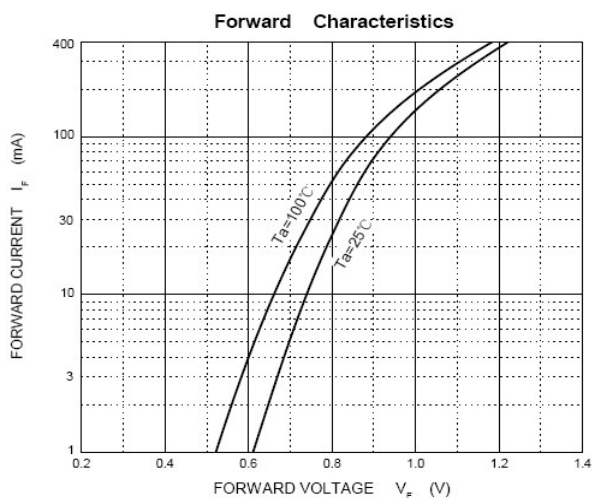
Valid provided that electrodes are kept at ambient temperature.



电特性 Electrical Characteristics (Ratings at 25°C ambient temperature unless otherwise specified).

符号 Symbols	参数 Parameter	测试条件 Test Condition	界限 Limits		单位 Unit
			Min	Max	
VRB	反向击穿电压 Reverse Voltage	IB=100uA BAV19WS BAV20WS BAV21WS	120 200 250	---	V
IR	反向漏电流 Reverse Leakage Current	VR=100V BAV19WS VR=150V BAV20WS VR=200V BAV21WS	---	0.1	uA
VF	正向电压 Forward Voltage	IF=100mA	---	1.00	V
		IF=200mA	---	1.25	
TRR	反向恢复时间 Reverse Recovery Time	IF= 30mA, IR=30mA	---	50	nS
		RL=100Ω			
		IRR=3mA			
C	结电容 Capacitance	VR=0V, f=1MHZ	---	5	pF

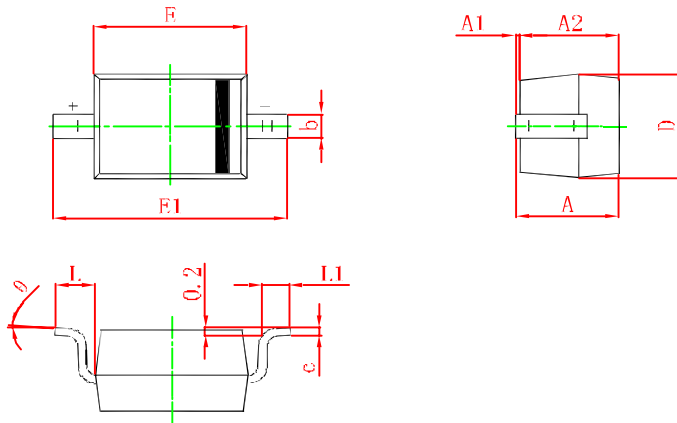
典型特性曲线 Typical Characteristics



## SOD-323 PACKAGE OUTLINE

Plastic surface mounted package

### SOD-323



Symbol	Min.(mm)	Max.(mm)
<b>A</b>		1.000
<b>A1</b>	0.000	0.100
<b>A2</b>	0.800	0.900
<b>b</b>	0.250	0.350
<b>c</b>	0.080	0.150
<b>D</b>	1.200	1.400
<b>E</b>	1.600	1.800
<b>E1</b>	2.500	2.700
<b>L</b>	0.475REF	
<b>L1</b>	0.250	0.400
<b>θ</b>	0°	8°